

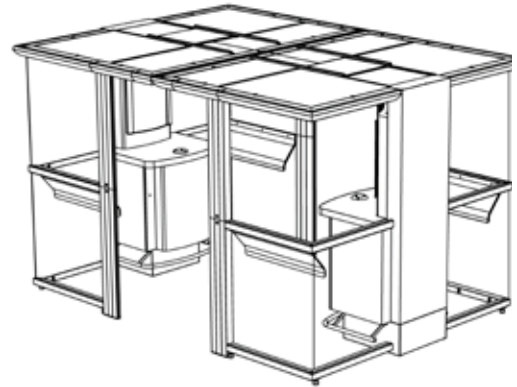
## SMOKING CABIN PLAZA

### SMOKING CABIN

The smoking cabin Plaza is ideal if you want the smokers and non-smokers to stay in visible contact with each other. The combination of intensive air cleaning and the odourless storage of ash and cigarette ends ensures that the surrounding area remains free from annoying smoke and smells.

The smoking cabins are flexible in size and equipped to fit any interior. For situations in which smoking is only allowed in restricted areas, the smoking cabin can be mounted with sliding doors, optionally with a self-closing mechanism.

When dealing with a frequently visited public area the smoking cabin **Plaza PA (Public Area)** is suitable with its double ashtray (large) with matching ash container and adjusted start/stop system.



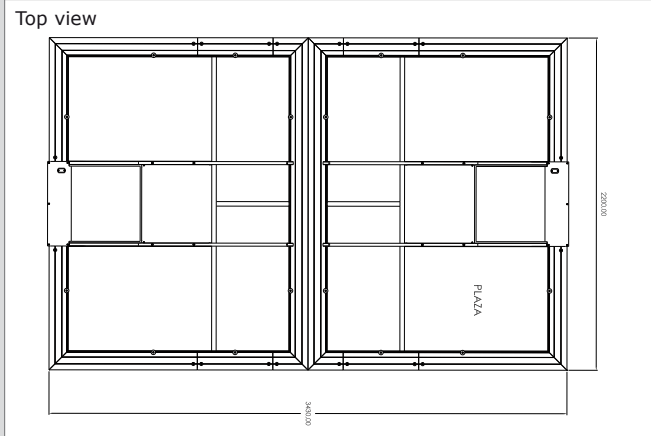
### CONFIGURATIONS

|   |  |
|---|--|
| The smoking cabin Plaza is available in the following configurations: |  |
| Plaza   | Smoking cabin with 2 filter cabinets, table top with 1 odourless ashtray (small).  |
| Plaza PA  | Smoking cabin with 2 filter cabinets, table top with 2 odourless ashtrays (large). |

### TEST CERTIFICATES

Tested by renowned institutes like ECN and TÜV.

### DIMENSIONS



|                     |                       |
|---------------------|-----------------------|
| Smoking cabin Plaza |                       |
| Dimensions          | 3430 x 2200 x 2165 mm |
| Net weight          | 1215 kg               |

### SPECIFICATIONS

|   |  |
|---|--|
| <b>Physical dimensions and properties</b> |  |
| Number of people                          | 12-14  |
| Material                                  | Frame: aluminium;<br>steel (coated RAL 9007)<br>Glass: 8 mm safety glass |
| Colour                                    | Table top: beech<br>Cabinet: anthracite                                  |

|                        |   |
|------------------------|---|
| Ash container Plaza    | Capacity per cabinet:<br>8000 cigarette ends,<br>incl. lid and rubber cap                   |
| Ash container Plaza PA | Capacity per cabinet:<br>8000 cigarette ends,<br>two compartments,<br>lid and 2 rubber caps |
| Ashtray Plaza          | 1 per cabinet, ø 20 mm inside,<br>ø 130 mm outside, with valve                              |
| Ashtray Plaza PA       | 2 per cabinet, ø 30 mm inside,<br>ø 130 mm outside, without valve                           |

### Performance



|             |  |
|-------------|--|
| Airflow     | 1400 m³/h  |
| Sound level | At approx. 1.5 m distance:<br>48.4 dB(A);<br>inside the cabin: 54.1 dB(A)                            |
| Efficiency  | 99.997% of all harmful<br>tobacco related gasses and<br>particles (eg. nicotine and<br>formaldehyde) |

### Filters and maintenance per filter cabinet

|                        |                    |
|------------------------|--------------------|
| 2 x pre-filter         | Disposable         |
| 2 x ElectroMax filter  | Cleanable/reusable |
| 1 x HEPA filter        | Disposable         |
| 1 x activated carbon 1 | Refillable         |
| 1 x activated carbon 2 | Refillable         |

### Electrical data

|                   |   |
|-------------------|---|
| Voltage           | 230V/1~/50Hz  |
| Power consumption | Without poster display: 740 W<br>With poster display: 840 W |
| Power supply      | Mains entrance  |
| Lighting          | Halogen, 12V/20W  |

|   |   |
|---|---|
| Control Plaza   | Automatic start/stop by detection sensor: the timer switches off filter unit and lighting automatically after 5 minutes (when smoking cabin is empty)                                     |
| Control Plaza PA  | Automatic start/stop by detection sensor: the timer switches off filter unit and lighting automatically after 12 minutes (when smoking cabin is empty)                                    |
| Control LED lights (below table top in filterbar)                                   | <ul style="list-style-type: none"> <li>• green = ok</li> <li>• red + green = ElectroMax not working.</li> <li>• orange = ElectroMax missing or not connected to contact plate.</li> </ul> |
| <b>■ Available options</b>  |   |
| Sliding door  | 9710600510  |
| Sliding door PA   | 9710600520  |
| Self-closing mechanism  | 9710600480  |
| Doorstep  | 9710600610  |
| Foot support  | 0026000050  |
| Lean-to support   | 9710700310  |
| Poster display  | 9711800010  |
| <b>■ Order information</b>  |   |
| Smoking cabin Plaza   | 2 x 3001002000 + 9710600320 + 9710600330  |
| Smoking cabin Plaza PA  | 2 x 3012002000 + 9710600320 + 9710600330  |
| Pre-filter (incl. frame)  | 9860020100  |
| ElectroMax filter   | 9850090080  |
| HEPA filter   | 9710300590  |
| Activated carbon filter 1   | 0105090010  |
| Activated carbon filter 2   | 0105090020  |
| <b>■ Shipping data</b>  |   |
| Gross weight  | 1265 kg   |
| Packaging dimensions  | 2 pallets 1200 x 800 x 1800 mm<br>1 pallet 2400 x 800 x 1200 mm   |
| Harmonized Tariff Code  | 84213920  |
| Country of origin   | the Netherlands   |
| <b>■ Approvals/certificates</b>   |   |
|  |    |

Product type

**Smoking cabin Plaza (PA)**

Article no.

See specifications

Product category

Environmental Tobacco Smoke

Version

10052010/B

Always check the latest version on [www.plymovent.com](http://www.plymovent.com).